

Educator Preparation Institutional Report Card  
*for Performance on Required Content Knowledge and Pedagogy Tests*

and

*Responses to the First & Second Year Teacher Survey created by the*  
Alabama Association of Colleges for Teacher Education

for

Alabama A & M University

Administered by the  
Alabama State Department of Education

September 2024

**Disclaimer:**

Section I: Certificates Issued

The candidates presented as completers represent individuals who completed a program within the past 60 calendar months that applied for and received their professional certificate within the 2022-2023 academic year.

Section II: Assessment Pass Rates

The test takers in this section are those individuals who completed assessments during the 2022-2023 academic year. These individuals may be completers who were recommended for certification during this period; however, they may still be currently enrolled candidates in programs. The individuals listed as certified are not necessarily the same individuals listed in this section.

Section III: Survey Results

The program completers who did this survey are a part of the Alabama Teacher Mentoring Program (ATMP). The completers self-identify. They may be individuals who completed programs within any timeframe. The only requirement is that these individuals have less than two years of professional teaching experience.

## Report Card and Survey Information

### Educator Preparation Institutional Report Card Performance on Required Content Knowledge and Pedagogy

To earn an Alabama educator certificate, based on completion of a traditional approach, an applicant must complete an approved program with a prescribed grade point average (GPA) and meet assessment requirements. Prior to September 1, 2018, assessment requirements included a written test of pedagogical knowledge, Principles of Learning and Teaching (PLT), and Praxis content test specific to the teaching field or subject for which certification is sought. Effective September 1, 2018, edTPA, a performance assessment, replaced the PLT. No exceptions are made with regard to these requirements.

### *Response to the First & Second Year Teacher Survey created by the* Alabama Association of Colleges for Teacher Education

#### *Historically:*

Alabama Association of Colleges for Teacher Education members developed a survey to be administered electronically to first-year teachers who, during the 2017-2018 school year, completed an Alabama State Board of education-approved undergraduate (Class B) or alternative master's degree (Class A) program leading to their first or initial Professional Educator Certificate. A companion survey was administered electronically to the employers of those first-year teachers.

#### *Currently:*

Data provided in this report include a summary of survey categories and the percentage of first and second year teachers who strongly agreed, agreed, disagreed, or strongly disagreed that their program prepared them to teach successfully. The data also provide the percentage of employers who rated their first and second year teachers as teacher leader, effective teacher, emerging teacher, or ineffective teacher.

# **Section I: Certificates Issued**

Program Approval & Accreditation

College	Accredited/Approved	Status
Alabama A & M University	Accredited	Yes
Alabama A & M University	Approved	Yes

Total # of Certificates Earned

Program	Sum of Total Earned
Class A	8
Class B	24
<b>Total</b>	<b>32</b>

Nationally Recognized Programs

Concentration	Program	Recognized by
Family and Consumer Science Education	Class B	American Association of Family & Consumer Sciences
No programs recognized	Class A	Not Applicable

## **Section II: Assessment Pass Rates**

# of Class B Certificates Earned

24

Program Approval & Accreditation

Accredited/Approved	Status
Accredited	Yes
Approved	Yes

Test Heading	Subtest	Total Test Takers	Passed After 1 Attempt	Passed After 1 Attempts %	Passed After 2 Attempts	Passed After 2 Attempts %	Passed After 3 Attempts %	Passed After 3+ Attempts

Nationally Recognized Programs

Program	Concentration	Recognized by
Class B	Family and Consumer Science Education	American Association of Family & Consumer Sciences

# of Class B Certificates Earned

24

Program Approval & Accreditation

Accredited/Approved		Status
Accredited		Yes
Approved		Yes

Test Heading	Subtest	Total Test Takers	Passed After 1 Attempt	Passed After 1 Attempts %	Passed After 2 Attempts	Passed After 2 Attempts %	Passed After 3+ Attempts	Passed After 3 Attempts %
Career and Technical Education	Career and Technical Education	*	*	*	*	*	*	*
Elementary Education	Multiple Subjects: Mathematics	8	7	88%	0	0%	1	13%
Elementary Education	Multiple Subjects: Science	9	5	56%	0	0%	4	44%
Elementary Education	Multiple Subjects: Social Studies	9	6	67%	1	11%	2	22%
Mathematics	Mathematics	*	*	*	*	*	*	*
Sciences	Sciences	*	*	*	*	*	*	*
Social Studies	Social Studies	*	*	*	*	*	*	*

Nationally Recognized Programs

Program	Concentration	Recognized by
Class B	Family and Consumer Science Education	American Association of Family & Consumer Sciences

# of Class B Certificates Earned

24

Program Approval & Accreditation

Accredited/Approved		Status
Accredited		Yes
Approved		Yes

Test Heading	Subtest	Total Test Takers	Passed After 1 Attempt	Passed After 1 Attempts %	Passed After 2 Attempts	Passed After 2 Attempts %	Passed After 3+ Attempts	Passed After 3 Attempts %
Elementary Education	Multiple Subjects: Reading	*	*	*	*	*	*	*
Elementary Education	Teaching of Reading	9	6	67%	2	22%	1	11%
Health/Physical Education	Health/Physical Education	*	*	*	*	*	*	*
Special Education	Core Knowledge/ Application	*	*	*	*	*	*	*

Nationally Recognized Programs

Program	Concentration	Recognized by
Class B	Family and Consumer Science Education	American Association of Family & Consumer Sciences



# of Class B Certificates Earned

24

Program Approval & Accreditation

Accredited/Approved	Status
Accredited	Yes
Approved	Yes

Test Heading	Subtest	Total Test Takers	Passed After 1 Attempt	Passed After 1 Attempts %	Passed After 2 Attempts	Passed After 2 Attempts %	Passed After 3+ Attempts	Passed After 3 Attempts %
--------------	---------	-------------------	------------------------	---------------------------	-------------------------	---------------------------	--------------------------	---------------------------

Nationally Recognized Programs

Program	Concentration	Recognized by
Class B	Family and Consumer Science Education	American Association of Family & Consumer Sciences

# of Class B Certificates Earned

24

Program Approval & Accreditation

Accredited/Approved	Status
Accredited	Yes
Approved	Yes

Test Heading	Subtest	Total Test Takers	Passed After 1 Attempt	Passed After 1 Attempts %	Passed After 2 Attempts	Passed After 2 Attempts %	Passed After 3+ Attempts	Passed After 3 Attempts %
Career and Technical Education	Career and Technical Education	*	*	*	*	*	*	*
Elementary Education	Elementary Education	9	9	100%	0	0%	0	0%
Health/Physical Education	Health/Physical Education	*	*	*	*	*	*	*
Mathematics	Mathematics	*	*	*	*	*	*	*
Sciences	Sciences	*	*	*	*	*	*	*
Social Studies	Social Studies	*	*	*	*	*	*	*
Special Education	Special Education	*	*	*	*	*	*	*

Nationally Recognized Programs

Program	Concentration	Recognized by
Class B	Family and Consumer Science Education	American Association of Family & Consumer Sciences

# of Class A Certificates Earned

8

Program Approval & Accreditation

Accredited/Approved	Status
Accredited	Yes
Approved	Yes

Test Heading	Subtest	Total Test Takers	Passed After 1 Attempt	Passed After 1 Attempts %	Passed After 2 Attempts	Passed After 2 Attempts %	Passed After 3+ Attempts	Passed After 3 Attempts %
--------------	---------	-------------------	------------------------	---------------------------	-------------------------	---------------------------	--------------------------	---------------------------

Nationally Recognized Programs

Program	Concentration	Recognized by
Class A	No programs recognized	Not Applicable

# of Class A Certificates Earned

8

Program Approval & Accreditation

Accredited/Approved	Status
Accredited	Yes
Approved	Yes

Test Heading	Subtest	Total Test Takers	Passed After 1 Attempt	Passed After 1 Attempts %	Passed After 2 Attempts	Passed After 2 Attempts %	Passed After 3+ Attempts	Passed After 3 Attempts %
Elementary Education	Multiple Subjects: Mathematics	*	*	*	*	*	*	*
Elementary Education	Multiple Subjects: Science	*	*	*	*	*	*	*
Elementary Education	Multiple Subjects: Social Studies	*	*	*	*	*	*	*
English Language Arts	English Language Arts	*	*	*	*	*	*	*
Performing Arts	Performing Arts	*	*	*	*	*	*	*
Social Studies	Social Studies	*	*	*	*	*	*	*

Nationally Recognized Programs

Program	Concentration	Recognized by
Class A	No programs recognized	Not Applicable

# of Class A Certificates Earned

8

Program Approval & Accreditation

Accredited/Approved	Status
Accredited	Yes
Approved	Yes

Test Heading	Subtest	Total Test Takers	Passed After 1 Attempt	Passed After 1 Attempts %	Passed After 2 Attempts	Passed After 2 Attempts %	Passed After 3+ Attempts	Passed After 3 Attempts %
Early Childhood Education	Early Childhood Education	*	*	*	*	*	*	*
Early Childhood Education	Teaching Reading	*	*	*	*	*	*	*
Elementary Education	Teaching of Reading	*	*	*	*	*	*	*
Health/Physical Education	Health/Physical Education	*	*	*	*	*	*	*
Special Education	Core Knowledge/ Application	*	*	*	*	*	*	*

Nationally Recognized Programs

Program	Concentration	Recognized by
Class A	No programs recognized	Not Applicable

# of Class A Certificates Earned

8

Program Approval & Accreditation

Accredited/Approved	Status
Accredited	Yes
Approved	Yes

Test Heading	Subtest	Total Test Takers	Passed After 1 Attempt	Passed After 1 Attempts %	Passed After 2 Attempts	Passed After 2 Attempts %	Passed After 3+ Attempts	Passed After 3 Attempts %
Foundations of Reading	Foundations of Reading	*	*	*	*	*	*	*

Nationally Recognized Programs

Program	Concentration	Recognized by
Class A	No programs recognized	Not Applicable

# of Class A Certificates Earned

8

Program Approval & Accreditation

Accredited/Approved	Status
Accredited	Yes
Approved	Yes

Test Heading	Subtest	Total Test Takers	Passed After 1 Attempt	Passed After 1 Attempts %	Passed After 2 Attempts	Passed After 2 Attempts %	Passed After 3+ Attempts	Passed After 3 Attempts %
Early Childhood Education	Early Childhood Education	*	*	*	*	*	*	*
Elementary Education	Elementary Education	*	*	*	*	*	*	*
English Language Arts	English Language Arts	*	*	*	*	*	*	*
Health/Physical Education	Health/Physical Education	*	*	*	*	*	*	*
Performing Arts	Performing Arts	*	*	*	*	*	*	*
Social Studies	Social Studies	*	*	*	*	*	*	*
Special Education	Special Education	*	*	*	*	*	*	*

Nationally Recognized Programs

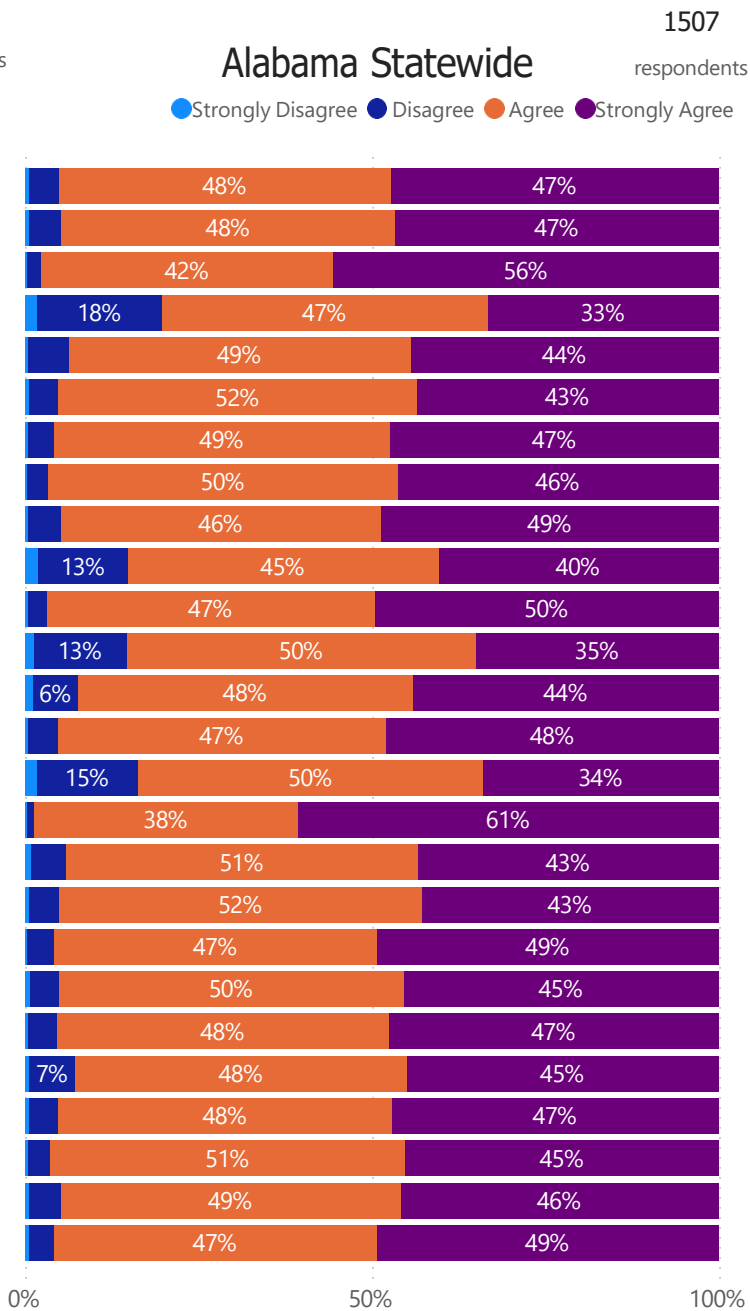
Program	Concentration	Recognized by
Class A	No programs recognized	Not Applicable

## **Section III: Survey Results**



Response to the First & Second Year Teacher Survey created by the Alabama Association of Colleges for Teacher Education

**Alabama A&M University - Teacher Response**



Response to the First & Second Year Teacher Survey created by the Alabama Association of Colleges for Teacher Education

**Alabama A&M University - Employer Response**

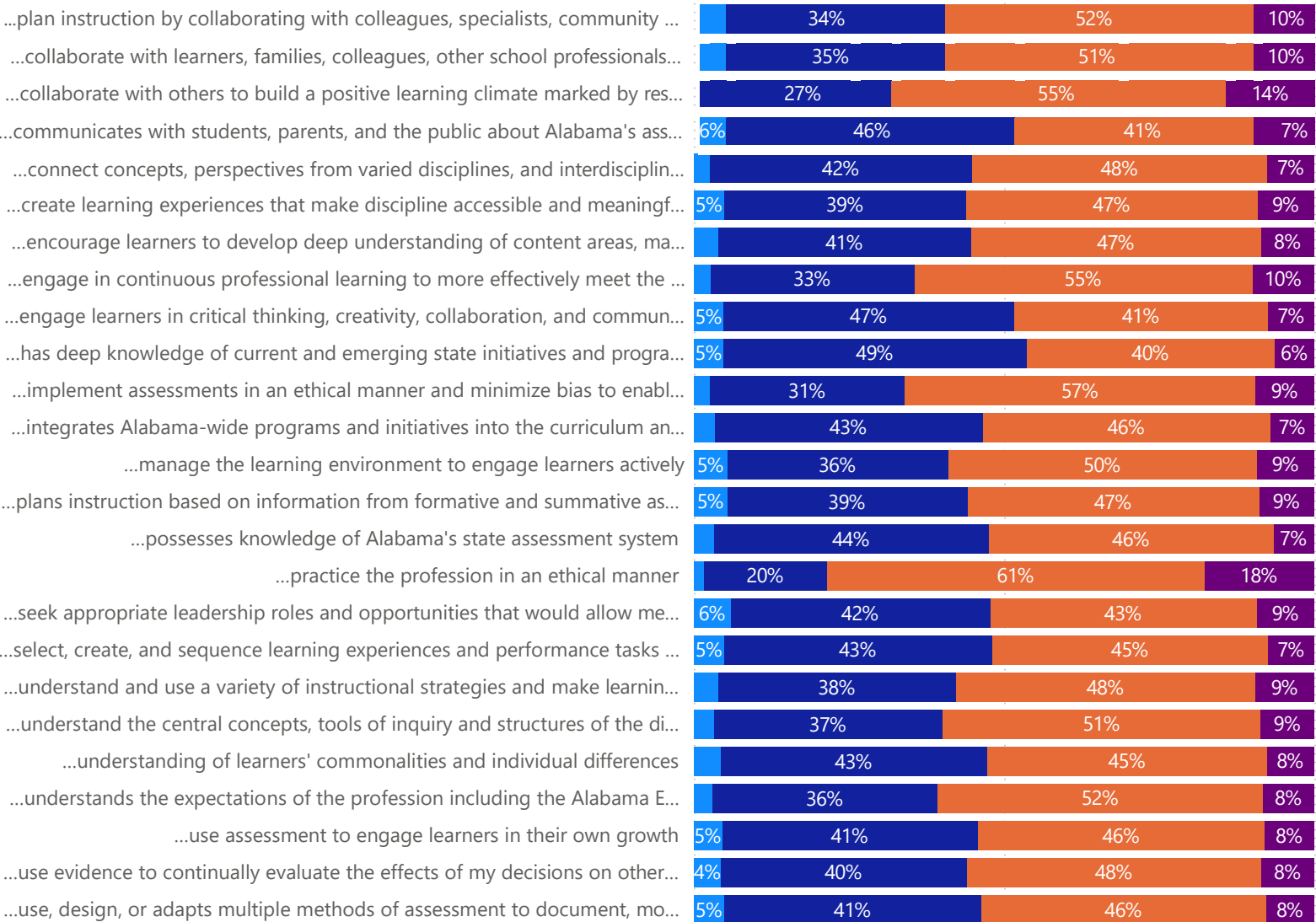
Questions

Alabama A&M University

17

respondents

Ineffective Teacher Emerging Teacher Effective Teacher Teacher Leader



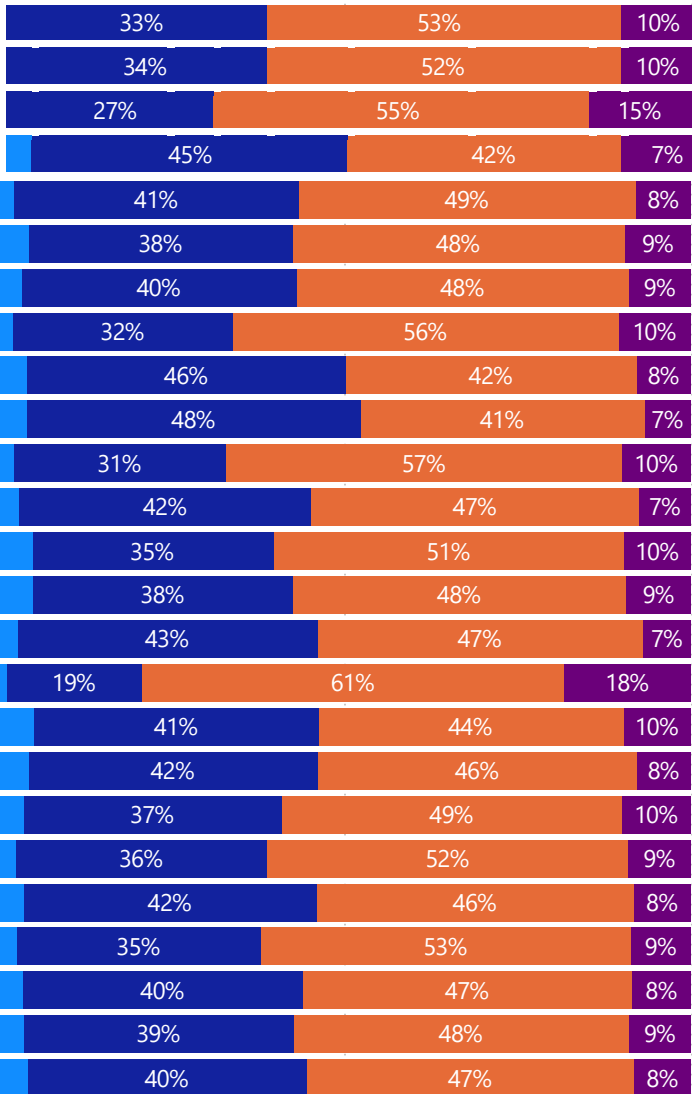
0% 50% 100%

Alabama Statewide

804

respondents

Ineffective Teac... Emerging Teac... Effective Teac... Teacher Lea...



0% 50% 100%

Response to the First & Second Year Teacher Survey created by the  
Alabama Association of Colleges for Teacher Education  
**Alabama A&M University - Employer and Teacher Responses**

