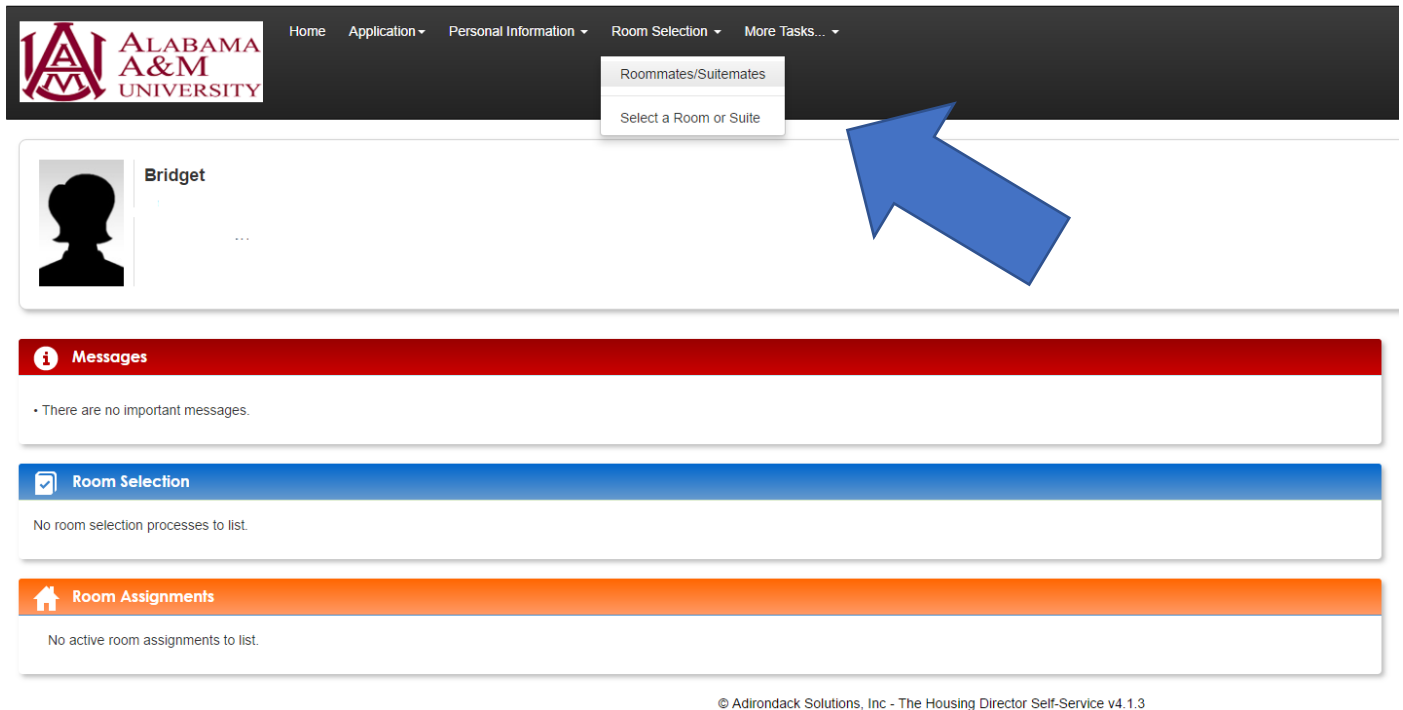


## How To Form A Roommate Group

Incoming students are allowed to create a 2 person roommate group of the same gender. If you do not form a roommate group, you can still pick a room. However, you will receive a random roommate.

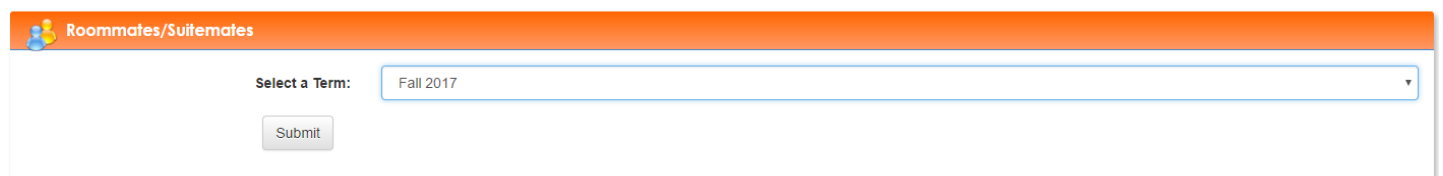
We suggest that you use our roommate search tool if you do not know someone to find a roommate who may be similar to what you are looking for in a roommate.

**Step 1:** Click on the Room Selection Tab. From the dropdown, choose Roommates/Suitemates.



The screenshot shows the top navigation bar of the Alabama A&M University housing portal. The navigation menu includes: Home, Application, Personal Information, Room Selection, and More Tasks... The 'Room Selection' dropdown menu is open, showing 'Roommates/Suitemates' and 'Select a Room or Suite'. A blue arrow points to the 'Roommates/Suitemates' option. Below the navigation bar, the user profile for 'Bridget' is visible, along with sections for Messages, Room Selection, and Room Assignments. The footer of the page reads: © Adirondack Solutions, Inc - The Housing Director Self-Service v4.1.3

**Step 2:** Select the Term you are wanting to choose a roommate




The screenshot shows the 'Roommates/Suitemates' search form. It features a dropdown menu labeled 'Select a Term:' with 'Fall 2017' selected. A 'Submit' button is located below the dropdown. The footer of the page reads: © Adirondack Solutions, Inc - The Housing Director Self-Service v4.1.3

**Step 3:** If you know the name of your roommate, you can enter their name and click BEGIN SEARCH. Please note that ONLY students who are eligible for this Roommate Selection Process will be search able. If you cannot find the person you are looking for, it is because they are either not eligible for this process, or have not completed their housing application.

 **Fall 2017 Roommate Requests**

You do not have any roommate/suitemate requests for this term.

 **Simple Roommate Search**

**Note:** You do not need to fill in all fields.


**Last Name:**

**First Name:**

**Middle Initial:**

**Email Address:**

**Step 4:** If you do not have someone in mind, you can use our advance roommate search by answering the questions below. If your answers do not match, try limiting the attributes you use in your search.

 **Advanced Roommate Search**

**Advanced Roommate Search is available. If you already know the name or e-mail address of the student you would like to request, you should use the Simple Roommate Search above.**

Advanced Roommate Search allows you to search for a roommate using specific traits or characteristics. For example, you may be able to search for a fellow student who goes to bed after 11 p.m. and keeps his/her room neat and tidy.

Traits that you can search by are listed below. The less specific you are, the more results your search will yield.

**Basic Attributes**

**First Name:**

**Middle Initial:**

**Last Name:**

**Other Attributes**

01. I am looking for someone who smokes

02. I am looking for someone who can live with a roommate that smokes

03. Looking for someone who goes to bed during the week between these hours

- 8pm - 10pm
- 10pm - Midnight
- After Midnight

04 Looking for someone who goes to bed during the weekend between these hours

- 8pm - 10pm
- 10pm - 12am
- 12am or later

**Step 5:** Your Roommate Request has been submitted. However, your roommate must accept your request. The details below the roommate request will inform you if you are in a matched group or not.

**+ Fall 2017 Roommate Requests**

Your roommate request has been saved.

**Roschelle** *(has not confirmed your request)*

You have an unmatched roommate group.

**Unmatched Roommates:**

- Roschelle has not requested Bridget

**Step 6:** This is what a fully matched group looks like.

**+ Fall 2017 Roommate Requests**

**Roschelle**

Your roommate group is fully matched.