Institutional Student Profiles

Alabama A&M University Fall 2021

Year

2021

Term

Fall | Spring | Summer

Institution

Alabama A&M University

Total Enrollment

5,969

Average Age



Level

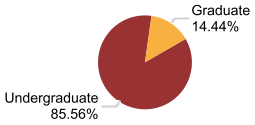

Race Summary

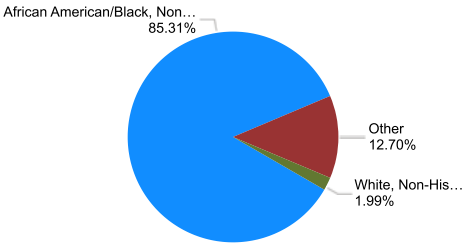

Race Details

Race	Total Enrolled	Percent
African American/Black, Non-Hispanic	5,092	85.31%
American Indian / Alaskan Native	16	0.27%
Asian	13	0.22%
Hispanic	61	1.02%
Multiracial	57	0.95%
Native Hawaiian / Pacific Islander	5	0.08%
U.S. Non-Resident	81	1.36%
Unknown/Not Reported	525	8.80%
White, Non-Hispanic	119	1.99%
Total	**5,969**	**100.00%**

Remedial

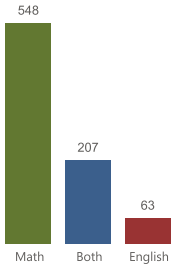

Gender

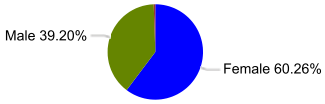

Status

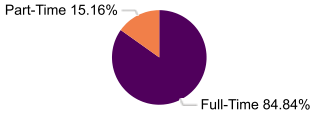

Residency

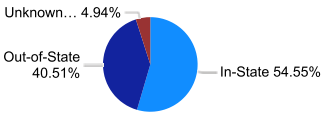

Financial Aid

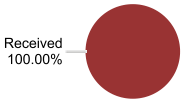

Majors | Origins - Alabama | Origins - US States | Enrollment Trends | Workforce

Definitions

Microsoft Power BI