Institutional Student Profiles

Alabama A&M University Spring 2021

Year: 2021

Term: Fall | Spring | Summer

Institution: Alabama A&M University

Total Enrollment: 5,068

Average Age

22

Level

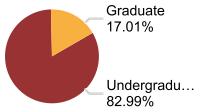

Race Summary

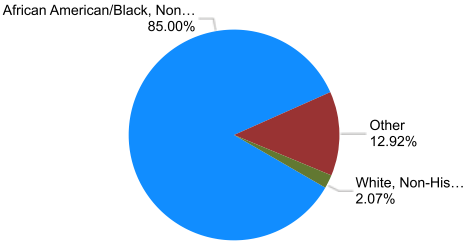

Race Details

Race	Total Enrolled	Percent
African American/Black, Non-Hispanic	4,308	85.00%
American Indian / Alaskan Native	15	0.30%
Asian	13	0.26%
Hispanic	56	1.10%
Multiracial	55	1.09%
Native Hawaiian / Pacific Islander	3	0.06%
U.S. Non-Resident	84	1.66%
Unknown/Not Reported	429	8.46%
White, Non-Hispanic	105	2.07%
Total	**5,068**	**100.00%**

Remedial

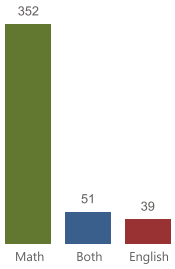

Gender

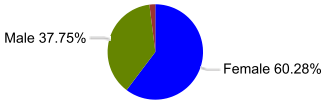

Status

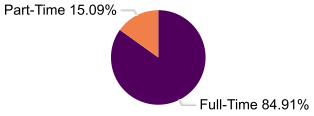

Residency

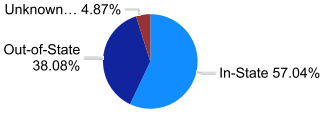

Financial Aid

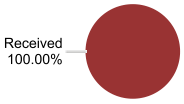

Majors | Origins - Alabama | Origins - US States | Enrollment Trends | Workforce

Definitions