Institutional Student Profiles

Alabama A&M University Summer 2021

Year: 2021

Term: Fall | Spring | Summer

Institution: Alabama A&M University

Total Enrollment: 2,528

Average Age

23

Level

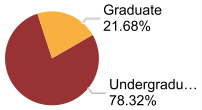

Race Summary

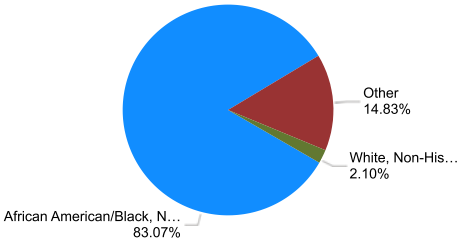

Race Details

Race	Total Enrolled	Percent
African American/Black, Non-Hispanic	2,100	83.07%
American Indian / Alaskan Native	5	0.20%
Asian	7	0.28%
Hispanic	24	0.95%
Multiracial	24	0.95%
Native Hawaiian / Pacific Islander	1	0.04%
U.S. Non-Resident	42	1.66%
Unknown/Not Reported	272	10.76%
White, Non-Hispanic	53	2.10%
Total	**2,528**	**100.00%**

Remedial

Gender

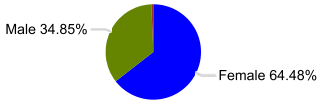

Status

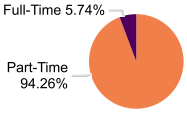

Residency

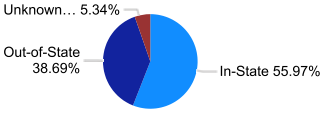

Financial Aid

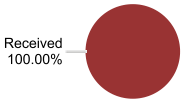

Majors | Origins - Alabama | Origins - US States | Enrollment Trends | Workforce

Definitions

Microsoft Power BI