Institutional Student Profiles

Alabama A&M University Spring 2022

Year: 2022

Term: Fall | Spring | Summer

Institution: Alabama A&M University

Total Enrollment: 5,326

Average Age



Level

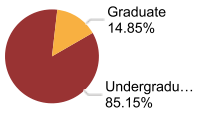

Race Summary

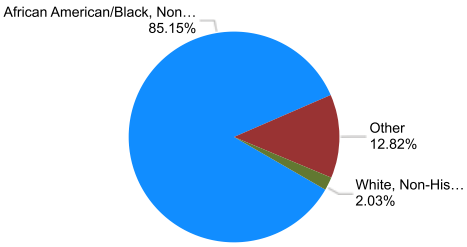

Race Details

Race	Total Enrolled	Percent
African American/Black, Non-Hispanic	4,535	85.15%
American Indian / Alaskan Native	17	0.32%
Asian	12	0.23%
Hispanic	54	1.01%
Multiracial	54	1.01%
Native Hawaiian / Pacific Islander	4	0.08%
U.S. Non-Resident	100	1.88%
Unknown/Not Reported	442	8.30%
White, Non-Hispanic	108	2.03%
Total	**5,326**	**100.00%**

Remedial

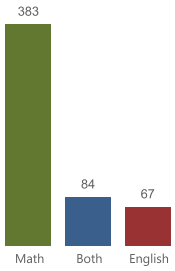

Gender

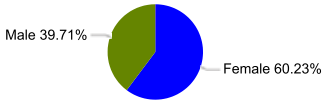

Status

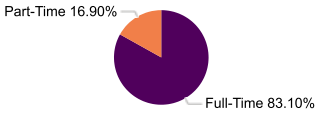

Residency

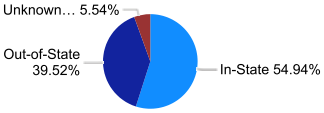

Financial Aid

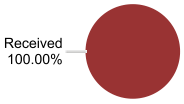

Majors | Origins - Alabama | Origins - US States | Enrollment Trends | Workforce

Definitions

Microsoft Power BI