Institutional Student Profiles

Alabama A&M University Summer 2022

Year: 2022

Term: Fall | Spring | Summer

Institution: Alabama A&M University

Total Enrollment: 2,299

Average Age

23

Level

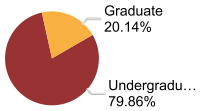

Race Summary

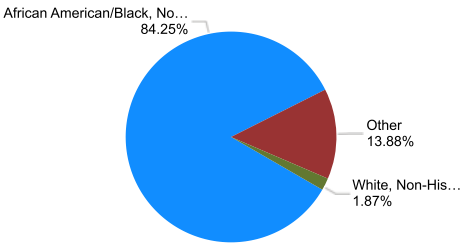

Race Details

Race	Total Enrolled	Percent
African American/Black, Non-Hispanic	1,937	84.25%
American Indian / Alaskan Native	6	0.26%
Asian	7	0.30%
Hispanic	21	0.91%
Multiracial	23	1.00%
Native Hawaiian / Pacific Islander	1	0.04%
U.S. Non-Resident	51	2.22%
Unknown/Not Reported	210	9.13%
White, Non-Hispanic	43	1.87%
Total	**2,299**	**100.00%**

Remedial

Gender

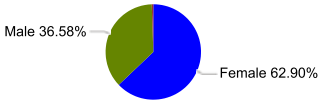

Status

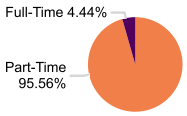

Residency

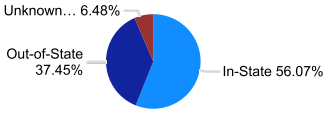

Financial Aid

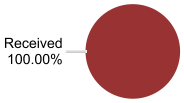

Majors | Origins - Alabama | Origins - US States | Enrollment Trends | Workforce

Definitions