Institutional Student Profiles

Alabama A&M University Fall 2023

Year: 2023

Term: Fall | Spring | Summer

Institution: Alabama A&M University

Total Enrollment: 6,614

Average Age



Level

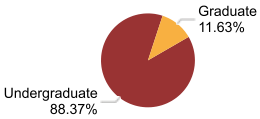

Race Summary

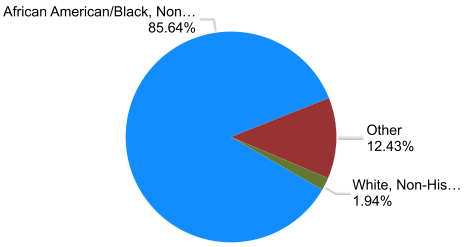

Race Details

Race	Total Enrolled	Percent
African American/Black, Non-Hispanic	5,664	85.64%
American Indian / Alaskan Native	9	0.14%
Asian	12	0.18%
Hispanic	88	1.33%
Multiracial	104	1.57%
Native Hawaiian / Pacific Islander	6	0.09%
U.S. Non-Resident	176	2.66%
Unknown/Not Reported	427	6.46%
White, Non-Hispanic	128	1.94%
Total	**6,614**	**100.00%**

Remedial

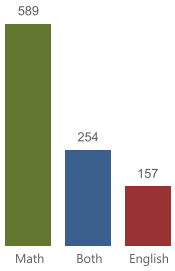

Gender

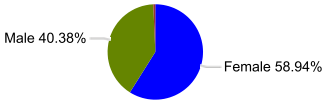

Status

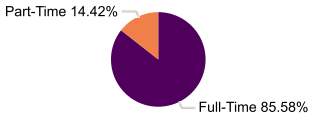

Residency

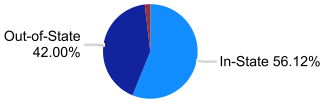

Financial Aid

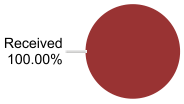

Majors | Origins - Alabama | Origins - US States | Enrollment Trends | Workforce

Definitions