Institutional Student Profiles

Alabama A&M University Spring 2023

Year: 2023

Term: Fall | Spring | Summer

Institution: Alabama A&M University

Total Enrollment: 5,261

Average Age



Level

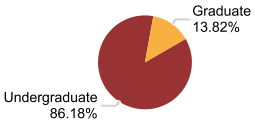

Race Summary

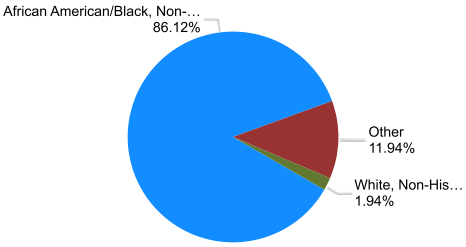

Race Details

Race	Total Enrolled	Percent
African American/Black, Non-Hispanic	4,531	86.12%
American Indian / Alaskan Native	10	0.19%
Asian	10	0.19%
Hispanic	54	1.03%
Multiracial	61	1.16%
Native Hawaiian / Pacific Islander	8	0.15%
U.S. Non-Resident	109	2.07%
Unknown/Not Reported	376	7.15%
White, Non-Hispanic	102	1.94%
Total	**5,261**	**100.00%**

Remedial

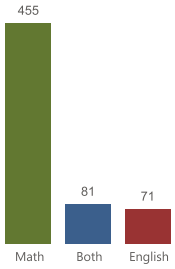

Gender

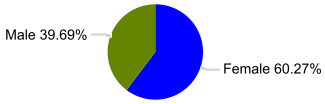

Status

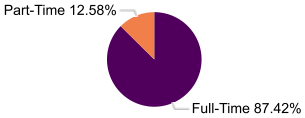

Residency

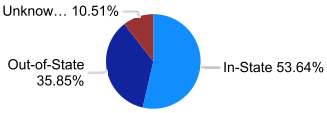

Financial Aid

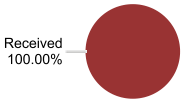

Majors | Origins - Alabama | Origins - US States | Enrollment Trends | Workforce

Definitions