Institutional Student Profiles

Alabama A&M University Spring 2024

Year: 2024

Term: Fall | Spring | Summer

Institution: Alabama A&M University

Total Enrollment: 5,769

Average Age



Level

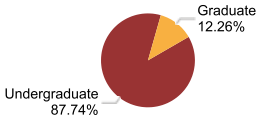

Race Summary

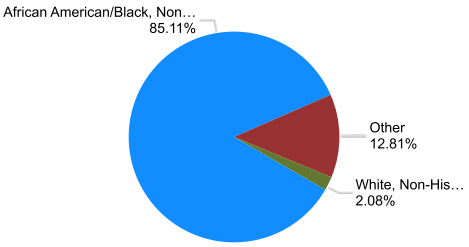

Race Details

Race	Total Enrolled	Percent
African American/Black, Non-Hispanic	4,910	85.11%
American Indian / Alaskan Native	8	0.14%
Asian	12	0.21%
Hispanic	93	1.61%
Multiracial	94	1.63%
Native Hawaiian / Pacific Islander	5	0.09%
U.S. Non-Resident	173	3.00%
Unknown/Not Reported	354	6.14%
White, Non-Hispanic	120	2.08%
Total	**5,769**	**100.00%**

Remedial

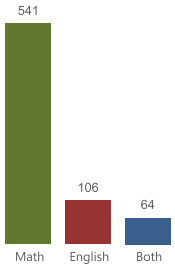

Gender

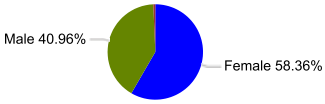

Status

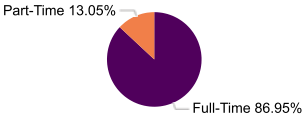

Residency

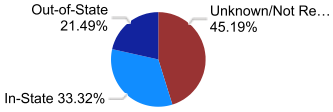

Financial Aid

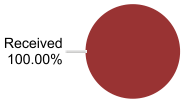

Majors | Origins - Alabama | Origins - US States | Enrollment Trends | Workforce

Definitions