Institutional Student Profiles

Alabama A&M University Summer 2024

Year: 2024

Term: Fall | Spring | Summer

Institution: Alabama A&M University

Total Enrollment: 1,993

Average Age

23

Level

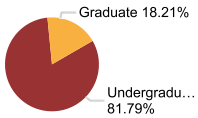

Race Summary

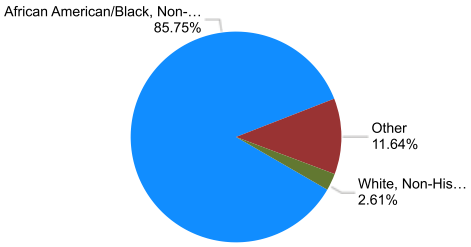

Race Details

Race	Total Enrolled	Percent
African American/Black, Non-Hispanic	1,709	85.75%
American Indian / Alaskan Native	2	0.10%
Asian	7	0.35%
Hispanic	32	1.61%
Multiracial	23	1.15%
Native Hawaiian / Pacific Islander	1	0.05%
U.S. Non-Resident	46	2.31%
Unknown/Not Reported	121	6.07%
White, Non-Hispanic	52	2.61%
Total	**1,993**	**100.00%**

Remedial

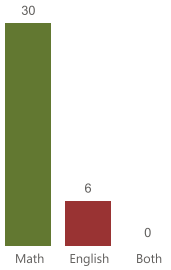

Gender

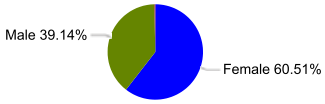

Status

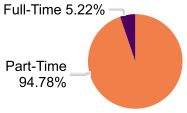

Residency

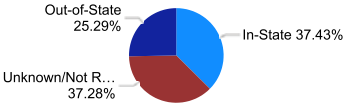

Financial Aid

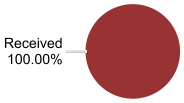

Majors | Origins - Alabama | Origins - US States | Enrollment Trends | Workforce

Definitions